


2017 MUNICIPAL PRIMARY ELECTION

SNOWVILLE

Total registered voters:	65
Total Ballots cast:	46
Total percentage voted:	70.8
Ballots counted on election night:	44
Percentage counted on election night:	67.7
Ballots received after August 15 which were Timely post marked and counted:	2
Ballots post marked after August 15 And not counted:	3
Ballots received before August 15 which were Marked Undeliverable	4


Marla R. Young
Box Elder County Clerk

Election Summary Report
Municipal Primary Election
August 15, 2017
Summary For Snowville Municipal, All Counters, All Races
ZERO REPORT

Date:08/17/17
Time:10:33:23
Page:1 of 1

Registered Voters 65 - Cards Cast 0 0.00%

Num. Report Precinct 1 - Num. Reporting 0 0.00%

SNOWVILLE TOWN MAYOR		
	Total	
Number of Precincts	1	
Precincts Reporting	0	0.0 %
Times Counted	0/65	0.0 %
Total Votes	0	
TIM L. HEYDER	0	N/A
WYATT D. STEPHENS	0	N/A
JENNIFER WEBB	0	N/A

Zero Report
Ari A. Puchner



Election Summary Report
Municipal Primary Election
August 15, 2017

Date:08/15/17
Time:20:00:22
Page:1 of 1


Summary For Snowville Municipal, All Counters, All Races
UNOFFICIAL RESULTS

Registered Voters 65 - Cards Cast 44 67.69%

Num. Report Precinct 1 - Num. Reporting 1 100.00%

SNOWVILLE TOWN MAYOR	
	Total
Number of Precincts	1
Precincts Reporting	1 100.0 %
Times Counted	44/65 67.7 %
Total Votes	44
TIM L. HEYDER	32 72.73%
WYATT D. STEPHENS	5 11.36%
JENNIFER WEBB	7 15.91%

Election Night Results
Karla A. Pugh



Election Summary Report
Municipal Primary Election
August 15, 2017

Date:08/21/17
Time:09:12:32
Page:1 of 1

Summary For Snowville Municipal, All Counters, All Races
OFFICIAL RESULTS

Registered Voters 65 - Cards Cast 46 70.77%

Num. Report Precinct 1 - Num. Reporting 1 100.00%

SNOWVILLE TOWN MAYOR		Total
Number of Precincts	1	
Precincts Reporting	1	100.0 %
Times Counted	46/65	70.8 %
Total Votes	46	
TIM L. HEYDER	33	71.74%
WYATT D. STEPHENS	6	13.04%
JENNIFER WEBB	7	15.22%

Official Results
Kari A. Pudum



2017 MUNICIPAL PRIMARY ELECTION

BRIGHAM CITY


Total registered voters:	8398
Total Ballots cast:	1398
Total percentage voted:	16.6
Ballots counted on election night:	1368
Percentage counted on election night:	16.3
Ballots received after August 15 which were Timely post marked and counted:	18
Ballots post marked after August 15 And not counted:	6
Ballots received before August 15 which were Marked Undeliverable	52

There were 13 voted provisional ballots counted and 12 not counted. (Provisional Ballot Report follows)

After counting the valid ballots and provisional ballots, the percentage of ballots counted was 16.6 percent.

PROVISIONAL BALLOT REPORT

Provisional ballots counted:	13
Provisional ballots not counted:	12
No record of previous registration	5
No proof of residency	5
Incorrect Precinct	2


Marla R. Young
Box Elder County Clerk





CLERK'S OFFICE

Marla R. Young
County Clerk

COUNTY OFFICIALS
Jeff Scott, COMMISSIONER
Stan Summers, COMMISSIONER
Jeff Hadfield, COMMISSIONER
Rodney D. Bennett, ASSESSOR
Stephen R. Hadfield, ATTORNEY
Tom Kotter, AUDITOR
Marla R. Young, CLERK
Kevin R. Christensen, JUSTICE COURT JUDGE
Chad Montgomery, RECORDER
Kevin Potter, SHERIFF
Shaun Thornley, TREASURER

August 24, 2017

Brigham City Overseas and Military Absentee Ballot Report

I, Marla R. Young, Box Elder County Clerk, certify the following to be an accurate count for Overseas and Military Absentee Ballots for the August 15, 2017 Primary Election.



8 Ballots were sent

2 Ballots were returned

2 Ballots were counted

Disposition of Absentee Ballots

Municipal Primary (08/15/2017)

Districts Included: Brigham City Mayor

	Military	International	FPCA	FPCA, Mil, International	FPCA, Military	FPCA, International	Military, International	Total Absentee
Ballots Sent	7	0	0	0	1	0	1	804
Ballots Returned	1	0	0	0	0	0	1	373
Ballots Counted	1	0	0	0	0	0	1	367

Election Summary Report
Municipal Primary Election
August 15, 2017

Date:08/17/17
Time:10:33:17
Page:1 of 1

Summary For Brigham City Municipal, All Counters, All Races
ZERO REPORT


Registered Voters 8398 - Cards Cast 0 0.00%

Num. Report Precinct 15 - Num. Reporting 0 0.00%

BRIGHAM CITY MAYOR			
	Total		
Number of Precincts	15		
Precincts Reporting	0	0.0 %	
Times Counted	0/8398	0.0 %	
Total Votes	0		
MICHAEL A. ALLEN	0	N/A	
RUTH JENSEN	0	N/A	
TYLER M. VINCENT	0	N/A	
RICKEY C. LOVELAND	0	N/A	

BRIGHAM CITY COUNCIL			
	Total		
Number of Precincts	15		
Precincts Reporting	0	0.0 %	
Times Counted	0/8398	0.0 %	
Total Votes	0		
THOMAS W. PETERSON	0	N/A	
JOSHUA SHANDREW	0	N/A	
DENNIS (DJ) BOTT	0	N/A	
LEE S. JOHNSON	0	N/A	
COURTNEY THOMPSON	0	N/A	
BECKY MADDOX	0	N/A	

*Zero Report
April A. Ruden*



Election Summary Report
Municipal Primary Election
August 15, 2017

Date:08/15/17
Time:21:05:37
Page:1 of 1

Summary For Brigham City Municipal, All Counties, All Races
UNOFFICIAL RESULTS

Registered Voters 8398 - Cards Cast 1368 16.29%

Num. Report Precinct 15 - Num. Reporting 15 100.00%

BRIGHAM CITY MAYOR			
	Total		
Number of Precincts	15		
Precincts Reporting	15	100.0 %	
Times Counted	1368/8398	16.3 %	
Total Votes	1367		
MICHAEL A. ALLEN	136	9.95%	
RUTH JENSEN	389	28.46%	
TYLER M. VINCENT	832	60.86%	
RICKEY C. LOVELAND	10	0.73%	

BRIGHAM CITY COUNCIL			
	Total		
Number of Precincts	15		
Precincts Reporting	15	100.0 %	
Times Counted	1368/8398	16.3 %	
Total Votes	2518		
THOMAS W. PETERSON	660	26.21%	
JOSHUA SHANDREW	239	9.49%	
DENNIS (DJ) BOTT	862	34.23%	
LEE S. JOHNSON	102	4.05%	
COURTNEY THOMPSON	252	10.01%	
BECKY MADDOX	403	16.00%	

Election Night Report
April A. Puddum



Election Summary Report
Municipal Primary Election
August 15, 2017

Date:08/21/17
Time:09:12:25
Page:1 of 1

Summary For Brigham City Municipal, All Counters, All Races
OFFICIAL RESULTS

Registered Voters 8398 - Cards Cast 1398 16.65%

Num. Report Precinct 15 - Num. Reporting 15 100.00%

BRIGHAM CITY MAYOR		
	Total	
Number of Precincts	15	
Precincts Reporting	15	100.0 %
Times Counted	1398/8398	16.6 %
Total Votes	1397	
MICHAEL A. ALLEN	140	10.02%
RUTH JENSEN	399	28.56%
TYLER M. VINCENT	847	60.63%
RICKEY C. LOVELAND	11	0.79%

BRIGHAM CITY COUNCIL		
	Total	
Number of Precincts	15	
Precincts Reporting	15	100.0 %
Times Counted	1398/8398	16.6 %
Total Votes	2563	
THOMAS W. PETERSON	670	26.14%
JOSHUA SHANDREW	244	9.52%
DENNIS (DJ) BOTT	874	34.10%
LEE S. JOHNSON	104	4.06%
COURTNEY THOMPSON	257	10.03%
BECKY MADDOX	414	16.15%

Official Results
April A. Pindum



Election Summary Report
Municipal Primary Election
August 15, 2017

Date:08/21/17
Time:09:47:44
Page:1 of 1

Summary For Brigham City 01, All Counters, All Races
OFFICIAL RESULTS

Registered Voters 783 - Cards Cast 123 15.71%

Num. Report Precinct 1 - Num. Reporting 1 100.00%

BRIGHAM CITY MAYOR		
	Total	
Number of Precincts	1	
Precincts Reporting	1	100.0 %
Times Counted	123/783	15.7 %
Total Votes	122	
MICHAEL A. ALLEN	8	6.56%
RUTH JENSEN	44	36.07%
TYLER M. VINCENT	66	54.10%
RICKEY C. LOVELAND	4	3.28%

BRIGHAM CITY COUNCIL		
	Total	
Number of Precincts	1	
Precincts Reporting	1	100.0 %
Times Counted	123/783	15.7 %
Total Votes	229	
THOMAS W. PETERSON	67	29.26%
JOSHUA SHANDREW	16	6.99%
DENNIS (DJ) BOTT	84	36.68%
LEE S. JOHNSON	8	3.49%
COURTNEY THOMPSON	19	8.30%
BECKY MADDOX	35	15.28%

Precinct Results
Heidi Purdum



Election Summary Report
Municipal Primary Election
August 15, 2017

Date:08/21/17
Time:09:47:44
Page:1 of 1

Summary For Brigham City 02, All Counters, All Races
OFFICIAL RESULTS

Registered Voters 555 - Cards Cast 94 16.94%

Num. Report Precinct 1 - Num. Reporting 1 100.00%

BRIGHAM CITY MAYOR		
	Total	
Number of Precincts	1	
Precincts Reporting	1	100.0 %
Times Counted	94/555	16.9 %
Total Votes	94	
MICHAEL A. ALLEN	9	9.57%
RUTH JENSEN	24	25.53%
TYLER M. VINCENT	61	64.89%
RICKEY C. LOVELAND	0	0.00%

BRIGHAM CITY COUNCIL		
	Total	
Number of Precincts	1	
Precincts Reporting	1	100.0 %
Times Counted	94/555	16.9 %
Total Votes	176	
THOMAS W. PETERSON	60	34.09%
JOSHUA SHANDREW	14	7.95%
DENNIS (DJ) BOTT	62	35.23%
LEE S. JOHNSON	3	1.70%
COURTNEY THOMPSON	15	8.52%
BECKY MADDOX	22	12.50%

Election Summary Report
Municipal Primary Election
August 15, 2017

Date:08/21/17
Time:09:47:44
Page:1 of 1

Summary For Brigham City 03, All Counters, All Races
OFFICIAL RESULTS

Registered Voters 575 - Cards Cast 68 11.83%

Num. Report Precinct 1 - Num. Reporting 1 100.00%

BRIGHAM CITY MAYOR		
	Total	
Number of Precincts	1	
Precincts Reporting	1	100.0 %
Times Counted	68/575	11.8 %
Total Votes	68	
MICHAEL A. ALLEN	11	16.18%
RUTH JENSEN	31	45.59%
TYLER M. VINCENT	26	38.24%
RICKEY C. LOVELAND	0	0.00%

BRIGHAM CITY COUNCIL		
	Total	
Number of Precincts	1	
Precincts Reporting	1	100.0 %
Times Counted	68/575	11.8 %
Total Votes	124	
THOMAS W. PETERSON	24	19.35%
JOSHUA SHANDREW	6	4.84%
DENNIS (DJ) BOTT	44	35.48%
LEE S. JOHNSON	4	3.23%
COURTNEY THOMPSON	23	18.55%
BECKY MADDOX	23	18.55%

Election Summary Report
Municipal Primary Election
August 15, 2017

Date:08/21/17
Time:09:47:44
Page:1 of 1

Summary For Brigham City 04, All Counters, All Races
OFFICIAL RESULTS

Registered Voters 516 - Cards Cast 97 18.80%

Num. Report Precinct 1 - Num. Reporting 1 100.00%

BRIGHAM CITY MAYOR		
	Total	
Number of Precincts	1	
Precincts Reporting	1	100.0 %
Times Counted	97/516	18.8 %
Total Votes	97	
MICHAEL A. ALLEN	5	5.15%
RUTH JENSEN	54	55.67%
TYLER M. VINCENT	37	38.14%
RICKEY C. LOVELAND	1	1.03%

BRIGHAM CITY COUNCIL		
	Total	
Number of Precincts	1	
Precincts Reporting	1	100.0 %
Times Counted	97/516	18.8 %
Total Votes	174	
THOMAS W. PETERSON	43	24.71%
JOSHUA SHANDREW	22	12.64%
DENNIS (DJ) BOTT	43	24.71%
LEE S. JOHNSON	7	4.02%
COURTNEY THOMPSON	17	9.77%
BECKY MADDOX	42	24.14%

Election Summary Report
Municipal Primary Election
August 15, 2017

Date:08/21/17
Time:09:47:45
Page:1 of 1

Summary For Brigham City 05, All Counters, All Races
OFFICIAL RESULTS

Registered Voters 461 - Cards Cast 70 15.18%

Num. Report Precinct 1 - Num. Reporting 1 100.00%

BRIGHAM CITY MAYOR		
	Total	
Number of Precincts	1	
Precincts Reporting	1	100.0 %
Times Counted	70/461	15.2 %
Total Votes	70	
MICHAEL A. ALLEN	16	22.86%
RUTH JENSEN	18	25.71%
TYLER M. VINCENT	36	51.43%
RICKEY C. LOVELAND	0	0.00%

BRIGHAM CITY COUNCIL		
	Total	
Number of Precincts	1	
Precincts Reporting	1	100.0 %
Times Counted	70/461	15.2 %
Total Votes	125	
THOMAS W. PETERSON	24	19.20%
JOSHUA SHANDREW	11	8.80%
DENNIS (DJ) BOTT	36	28.80%
LEE S. JOHNSON	7	5.60%
COURTNEY THOMPSON	19	15.20%
BECKY MADDOX	28	22.40%

Election Summary Report
Municipal Primary Election
August 15, 2017

Date:08/21/17
Time:09:47:45
Page:1 of 1

Summary For Brigham City 06, All Counters, All Races
OFFICIAL RESULTS

Registered Voters 684 - Cards Cast 142 20.76%

Num. Report Precinct 1 - Num. Reporting 1 100.00%

BRIGHAM CITY MAYOR		
	Total	
Number of Precincts	1	
Precincts Reporting	1	100.0 %
Times Counted	142/684	20.8 %
Total Votes	142	
MICHAEL A. ALLEN	11	7.75%
RUTH JENSEN	24	16.90%
TYLER M. VINCENT	107	75.35%
RICKEY C. LOVELAND	0	0.00%

BRIGHAM CITY COUNCIL		
	Total	
Number of Precincts	1	
Precincts Reporting	1	100.0 %
Times Counted	142/684	20.8 %
Total Votes	263	
THOMAS W. PETERSON	71	27.00%
JOSHUA SHANDREW	19	7.22%
DENNIS (DJ) BOTT	97	36.88%
LEE S. JOHNSON	9	3.42%
COURTNEY THOMPSON	28	10.65%
BECKY MADDOX	39	14.83%

Election Summary Report
Municipal Primary Election
August 15, 2017

Date:08/21/17
Time:09:47:45
Page:1 of 1

Summary For Brigham City 07, All Counters, All Races
OFFICIAL RESULTS

Registered Voters 601 - Cards Cast 100 16.64%

Num. Report Precinct 1 - Num. Reporting 1 100.00%

BRIGHAM CITY MAYOR		
	Total	
Number of Precincts	1	
Precincts Reporting	1	100.0 %
Times Counted	100/601	16.6 %
Total Votes	100	
MICHAEL A. ALLEN	9	9.00%
RUTH JENSEN	21	21.00%
TYLER M. VINCENT	70	70.00%
RICKEY C. LOVELAND	0	0.00%

BRIGHAM CITY COUNCIL		
	Total	
Number of Precincts	1	
Precincts Reporting	1	100.0 %
Times Counted	100/601	16.6 %
Total Votes	181	
THOMAS W. PETERSON	52	28.73%
JOSHUA SHANDREW	11	6.08%
DENNIS (DJ) BOTT	63	34.81%
LEE S. JOHNSON	7	3.87%
COURTNEY THOMPSON	18	9.94%
BECKY MADDOX	30	16.57%

Election Summary Report
Municipal Primary Election
August 15, 2017

Date:08/21/17
Time:09:47:45
Page:1 of 1

Summary For Brigham City 08, All Counters, All Races
OFFICIAL RESULTS

Registered Voters 352 - Cards Cast 54 15.34%

Num. Report Precinct 1 - Num. Reporting 1 100.00%

BRIGHAM CITY MAYOR		
	Total	
Number of Precincts	1	
Precincts Reporting	1	100.0 %
Times Counted	54/352	15.3 %
Total Votes	54	
MICHAEL A. ALLEN	2	3.70%
RUTH JENSEN	16	29.63%
TYLER M. VINCENT	35	64.81%
RICKEY C. LOVELAND	1	1.85%

BRIGHAM CITY COUNCIL		
	Total	
Number of Precincts	1	
Precincts Reporting	1	100.0 %
Times Counted	54/352	15.3 %
Total Votes	93	
THOMAS W. PETERSON	27	29.03%
JOSHUA SHANDREW	12	12.90%
DENNIS (DJ) BOTT	32	34.41%
LEE S. JOHNSON	2	2.15%
COURTNEY THOMPSON	5	5.38%
BECKY MADDOX	15	16.13%

Election Summary Report
Municipal Primary Election
August 15, 2017

Date:08/21/17
Time:09:47:45
Page:1 of 1

Summary For Brigham City 09, All Counters, All Races
OFFICIAL RESULTS

Registered Voters 334 - Cards Cast 65 19.46%

Num. Report Precinct 1 - Num. Reporting 1 100.00%

BRIGHAM CITY MAYOR		
	Total	
Number of Precincts	1	
Precincts Reporting	1	100.0 %
Times Counted	65/334	19.5 %
Total Votes	65	
MICHAEL A. ALLEN	8	12.31%
RUTH JENSEN	20	30.77%
TYLER M. VINCENT	37	56.92%
RICKEY C. LOVELAND	0	0.00%

BRIGHAM CITY COUNCIL		
	Total	
Number of Precincts	1	
Precincts Reporting	1	100.0 %
Times Counted	65/334	19.5 %
Total Votes	125	
THOMAS W. PETERSON	30	24.00%
JOSHUA SHANDREW	21	16.80%
DENNIS (DJ) BOTT	32	25.60%
LEE S. JOHNSON	8	6.40%
COURTNEY THOMPSON	13	10.40%
BECKY MADDOX	21	16.80%

Election Summary Report
Municipal Primary Election
August 15, 2017

Date:08/21/17
Time:09:47:46
Page:1 of 1

Summary For Brigham City 10, All Counters, All Races
OFFICIAL RESULTS

Registered Voters 560 - Cards Cast 104 18.57%

Num. Report Precinct 1 - Num. Reporting 1 100.00%

BRIGHAM CITY MAYOR		
	Total	
Number of Precincts	1	
Precincts Reporting	1	100.0 %
Times Counted	104/560	18.6 %
Total Votes	104	
MICHAEL A. ALLEN	6	5.77%
RUTH JENSEN	17	16.35%
TYLER M. VINCENT	79	75.96%
RICKEY C. LOVELAND	2	1.92%

BRIGHAM CITY COUNCIL		
	Total	
Number of Precincts	1	
Precincts Reporting	1	100.0 %
Times Counted	104/560	18.6 %
Total Votes	186	
THOMAS W. PETERSON	58	31.18%
JOSHUA SHANDREW	7	3.76%
DENNIS (DJ) BOTT	78	41.94%
LEE S. JOHNSON	4	2.15%
COURTNEY THOMPSON	16	8.60%
BECKY MADDOX	23	12.37%

Election Summary Report
Municipal Primary Election
August 15, 2017

Date:08/21/17
Time:09:47:46
Page:1 of 1

Summary For Brigham City 11, All Counters, All Races
OFFICIAL RESULTS

Registered Voters 433 - Cards Cast 89 20.55%

Num. Report Precinct 1 - Num. Reporting 1 100.00%

BRIGHAM CITY MAYOR		
	Total	
Number of Precincts	1	
Precincts Reporting	1	100.0 %
Times Counted	89/433	20.6 %
Total Votes	89	
MICHAEL A. ALLEN	10	11.24%
RUTH JENSEN	18	20.22%
TYLER M. VINCENT	61	68.54%
RICKEY C. LOVELAND	0	0.00%

BRIGHAM CITY COUNCIL		
	Total	
Number of Precincts	1	
Precincts Reporting	1	100.0 %
Times Counted	89/433	20.6 %
Total Votes	165	
THOMAS W. PETERSON	44	26.67%
JOSHUA SHANDREW	25	15.15%
DENNIS (DJ) BOTT	53	32.12%
LEE S. JOHNSON	8	4.85%
COURTNEY THOMPSON	13	7.88%
BECKY MADDOX	22	13.33%

Election Summary Report
Municipal Primary Election
August 15, 2017

Date:08/21/17
Time:09:47:46
Page:1 of 1

Summary For Brigham City 12, All Counters, All Races
OFFICIAL RESULTS

Registered Voters 760 - Cards Cast 126 16.58%

Num. Report Precinct 1 - Num. Reporting 1 100.00%

BRIGHAM CITY MAYOR		
	Total	
Number of Precincts	1	
Precincts Reporting	1	100.0 %
Times Counted	126/760	16.6 %
Total Votes	126	
MICHAEL A. ALLEN	13	10.32%
RUTH JENSEN	37	29.37%
TYLER M. VINCENT	76	60.32%
RICKEY C. LOVELAND	0	0.00%

BRIGHAM CITY COUNCIL		
	Total	
Number of Precincts	1	
Precincts Reporting	1	100.0 %
Times Counted	126/760	16.6 %
Total Votes	230	
THOMAS W. PETERSON	59	25.65%
JOSHUA SHANDREW	23	10.00%
DENNIS (DJ) BOTT	78	33.91%
LEE S. JOHNSON	16	6.96%
COURTNEY THOMPSON	23	10.00%
BECKY MADDOX	31	13.48%

Election Summary Report
Municipal Primary Election
August 15, 2017

Date:08/21/17
Time:09:47:46
Page:1 of 1

Summary For Brigham City 13, All Counters, All Races
OFFICIAL RESULTS

Registered Voters 479 - Cards Cast 65 13.57%

Num. Report Precinct 1 - Num. Reporting 1 100.00%

BRIGHAM CITY MAYOR		
	Total	
Number of Precincts	1	
Precincts Reporting	1	100.0 %
Times Counted	65/479	13.6 %
Total Votes	65	
MICHAEL A. ALLEN	4	6.15%
RUTH JENSEN	20	30.77%
TYLER M. VINCENT	38	58.46%
RICKEY C. LOVELAND	3	4.62%

BRIGHAM CITY COUNCIL		
	Total	
Number of Precincts	1	
Precincts Reporting	1	100.0 %
Times Counted	65/479	13.6 %
Total Votes	118	
THOMAS W. PETERSON	28	23.73%
JOSHUA SHANDREW	16	13.56%
DENNIS (DJ) BOTT	42	35.59%
LEE S. JOHNSON	5	4.24%
COURTNEY THOMPSON	6	5.08%
BECKY MADDOX	21	17.80%

Election Summary Report
Municipal Primary Election
August 15, 2017

Date:08/21/17
Time:09:47:46
Page:1 of 1

Summary For Brigham City 14, All Counters, All Races
OFFICIAL RESULTS

Registered Voters 645 - Cards Cast 115 17.83%

Num. Report Precinct 1 - Num. Reporting 1 100.00%

BRIGHAM CITY MAYOR

	Total	
Number of Precincts	1	
Precincts Reporting	1	100.0 %
Times Counted	115/645	17.8 %
Total Votes	115	
MICHAEL A. ALLEN	22	19.13%
RUTH JENSEN	39	33.91%
TYLER M. VINCENT	54	46.96%
RICKEY C. LOVELAND	0	0.00%

BRIGHAM CITY COUNCIL

	Total	
Number of Precincts	1	
Precincts Reporting	1	100.0 %
Times Counted	115/645	17.8 %
Total Votes	210	
THOMAS W. PETERSON	50	23.81%
JOSHUA SHANDREW	23	10.95%
DENNIS (DJ) BOTT	73	34.76%
LEE S. JOHNSON	10	4.76%
COURTNEY THOMPSON	21	10.00%
BECKY MADDOX	33	15.71%

Election Summary Report
Municipal Primary Election
August 15, 2017

Date:08/21/17
Time:09:47:46
Page:1 of 1

Summary For Brigham City 15, All Counters, All Races
OFFICIAL RESULTS

Registered Voters 660 - Cards Cast 86 13.03%

Num. Report Precinct 1 - Num. Reporting 1 100.00%

BRIGHAM CITY MAYOR		
	Total	
Number of Precincts	1	
Precincts Reporting	1	100.0 %
Times Counted	86/660	13.0 %
Total Votes	86	
MICHAEL A. ALLEN	6	6.98%
RUTH JENSEN	16	18.60%
TYLER M. VINCENT	64	74.42%
RICKEY C. LOVELAND	0	0.00%

BRIGHAM CITY COUNCIL		
	Total	
Number of Precincts	1	
Precincts Reporting	1	100.0 %
Times Counted	86/660	13.0 %
Total Votes	164	
THOMAS W. PETERSON	33	20.12%
JOSHUA SHANDREW	18	10.98%
DENNIS (DJ) BOTT	57	34.76%
LEE S. JOHNSON	6	3.66%
COURTNEY THOMPSON	21	12.80%
BECKY MADDOX	29	17.68%

2017 MUNICIPAL PRIMARY ELECTION

HONEYVILLE


Total registered voters:	777
Total Ballots cast:	323
Total percentage voted:	41.6
Ballots counted on election night:	310
Percentage counted on election night:	39.9
Ballots received after August 15 which were Timely post marked and counted:	0
Ballots post marked after August 15 And not counted:	0
Ballots received before August 15 which were Marked Undeliverable	1

There were 13 voted provisional ballots counted and 5 not counted. (Provisional Ballot Report follows)

After counting the valid ballots and provisional ballots, the percentage of ballots counted was 41.6 percent.

PROVISIONAL BALLOT REPORT

Provisional ballots counted:	13
Provisional ballots not counted:	5
No record of previous registration	4
No proof of residency	1


Marla R. Young
Box Elder County Clerk



Election Summary Report
Municipal Primary Election
August 15, 2017

Date:08/22/17
Time:14:24:37
Page:1 of 1

Summary For Honeyville Municipal, All Counters, All Races
ZERO REPORT

Registered Voters 777 - Cards Cast 0 0.00%

Num. Report Precinct 1 - Num. Reporting 0 0.00%

HONEYVILLE CITY MAYOR		
	Total	
Number of Precincts	1	
Precincts Reporting	0	0.0 %
Times Counted	0/777	0.0 %
Total Votes	0	
BOYD M. BINGHAM	0	N/A
DAVID FORSGREN	0	N/A
DALE MILLSAP	0	N/A

Zero Report
Spia. Purden



Election Summary Report
Municipal Primary Election
August 15, 2017

Date:08/15/17
Time:21:12:19
Page:1 of 1

Summary For Honeyville Municipal, All Counters, All Races
UNOFFICIAL RESULTS

Registered Voters 777 - Cards Cast 310 39.90%

Num. Report Precinct 1 - Num. Reporting 1 100.00%

HONEYVILLE CITY MAYOR	
	Total
Number of Precincts	1
Precincts Reporting	1 100.0 %
Times Counted	310/777 39.9 %
Total Votes	310
BOYD M. BINGHAM	125 40.32%
DAVID FORSGREN	84 27.10%
DALE MILLSAP	101 32.58%

Election Night Results
Ann A. Purdon



Election Summary Report
Municipal Primary Election
August 15, 2017

Date:08/21/17
Time:09:12:28
Page:1 of 1

Summary For Honeyville Municipal, All Counters, All Races
OFFICIAL RESULTS

Registered Voters 777 - Cards Cast 323 41.57%

Num. Report Precinct 1 - Num. Reporting 1 100.00%

HONEYVILLE CITY MAYOR		Total
Number of Precincts	1	
Precincts Reporting	1	100.0 %
Times Counted	323/777	41.6 %
Total Votes	323	
BOYD M. BINGHAM	132	40.87%
DAVID FORSGREN	85	26.32%
DALE MILLSAP	106	32.82%

Official Results
Kim A. Purdin



The seal is circular with a double-line border. The outer ring contains the text "BOYD COUNTY" at the top and "UTAH" at the bottom. The inner ring contains "COUNTY CLERK" at the top and "STATE" at the bottom. In the center, the word "SEAL" is written in a bold, sans-serif font.

2017 MUNICIPAL PRIMARY ELECTION

HOWELL

Total registered voters:	129
Total Ballots cast:	101
Total percentage voted:	78.3
Ballots counted on election night:	95
Percentage counted on election night:	73.6
Ballots received after August 15 which were Timely post marked and counted:	6
Ballots post marked after August 15 And not counted:	0
Ballots received before August 15 which were Marked Undeliverable	3



Marla R. Young
Marla R. Young
Box Elder County Clerk

Election Summary Report
Municipal Primary Election
August 15, 2017

Date:08/17/17
Time:10:33:21
Page:1 of 1

Summary For Howell Municipal, All Counters, All Races
ZERO REPORT


Registered Voters 129 - Cards Cast 0 0.00%

Num. Report Precinct 1 - Num. Reporting 0 0.00%

HOWELL TOWN MAYOR		
	Total	
Number of Precincts	1	
Precincts Reporting	0	0.0 %
Times Counted	0/129	0.0 %
Total Votes	0	
REX NESSEN	0	N/A
BRADLY HAWKES	0	N/A
TIMOTHY LOUIS DOUGL	0	N/A
BYRON JAMES TUCK	0	N/A

HOWELL TOWN COUNCIL		
	Total	
Number of Precincts	1	
Precincts Reporting	0	0.0 %
Times Counted	0/129	0.0 %
Total Votes	0	
JEREMY D. NESSEN	0	N/A
DANNY L. HAWKES	0	N/A
R. CRAIG HAWKES	0	N/A
MARK D. SORENSEN	0	N/A
DAKOTA MOON TUCK	0	N/A

Zero Report
Ari A. Pugh



Election Summary Report
Municipal Primary Election
August 15, 2017

Date:08/15/17
Time:20:00:20
Page:1 of 1

Summary For Howell Municipal, All Counters, All Races
UNOFFICIAL RESULTS

Registered Voters 129 - Cards Cast 95 73.64%

Num. Report Precinct 1 - Num. Reporting 1 100.00%

HOWELL TOWN MAYOR		
	Total	
Number of Precincts	1	
Precincts Reporting	1	100.0 %
Times Counted	95/129	73.6 %
Total Votes	95	
REX NESSEN	24	25.26%
BRADLY HAWKES	43	45.26%
TIMOTHY LOUIS DOUGL	12	12.63%
BYRON JAMES TUCK	16	16.84%

HOWELL TOWN COUNCIL		
	Total	
Number of Precincts	1	
Precincts Reporting	1	100.0 %
Times Counted	95/129	73.6 %
Total Votes	185	
JEREMY D. NESSEN	35	18.92%
DANNY L. HAWKES	32	17.30%
R. CRAIG HAWKES	59	31.89%
MARK D. SORENSEN	39	21.08%
DAKOTA MOON TUCK	20	10.81%

Election Night Results
Ann A. Puckum



Election Summary Report
Municipal Primary Election
August 15, 2017

Date:08/21/17
Time:09:12:30
Page:1 of 1

Summary For Howell Municipal, All Counters, All Races
OFFICIAL RESULTS

Registered Voters 129 - Cards Cast 101 78.29%

Num. Report Precinct 1 - Num. Reporting 1 100.00%

HOWELL TOWN MAYOR

	Total	
Number of Precincts	1	
Precincts Reporting	1	100.0 %
Times Counted	101/129	78.3 %
Total Votes	101	
REX NESSEN	24	23.76%
BRADLY HAWKES	47	46.53%
TIMOTHY LOUIS DOUGL	14	13.86%
BYRON JAMES TUCK	16	15.84%

HOWELL TOWN COUNCIL

	Total	
Number of Precincts	1	
Precincts Reporting	1	100.0 %
Times Counted	101/129	78.3 %
Total Votes	197	
JEREMY D. NESSEN	35	17.77%
DANNY L. HAWKES	35	17.77%
R. CRAIG HAWKES	62	31.47%
MARK D. SORENSEN	45	22.84%
DAKOTA MOON TUCK	20	10.15%

Official Results
Gail A. Puckum



2017 MUNICIPAL PRIMARY ELECTION

WILLARD

Total registered voters:	1023
Total Ballots cast:	284
Total percentage voted:	27.8
Ballots counted on election night:	281
Percentage counted on election night:	27.5
Ballots received after August 15 which were Timely post marked and counted:	1
Ballots post marked after August 15 And not counted:	0
Ballots received before August 15 which were Marked Undeliverable	3

There were 2 voted provisional ballots counted and 1 not counted. (Provisional Ballot Report follows)

After counting the valid ballots and provisional ballots, the percentage of ballots counted was 27.8 percent.

PROVISIONAL BALLOT REPORT

Provisional ballots counted:	2
Provisional ballots not counted:	1
No record of previous registration	1

Marla R. Young
Box Elder County Clerk





CLERK'S OFFICE

Marla R. Young
County Clerk

COUNTY OFFICIALS
Jeff Scott, COMMISSIONER
Stan Summers, COMMISSIONER
Jeff Hadfield, COMMISSIONER
Rodney D. Bennett, ASSESSOR
Stephen R. Hadfield, ATTORNEY
Tom Kotter, AUDITOR
Marla R. Young, CLERK
Kevin R. Christensen, JUSTICE COURT JUDGE
Chad Montgomery, RECORDER
Kevin Potter, SHERIFF
Shaun Thornley, TREASURER

August 25, 2017

Willard Overseas and Military Absentee Ballot Report

I, Marla R. Young, Box Elder County Clerk, certify the following to be an accurate count for Overseas and Military Absentee Ballots for the August 15, 2017 Primary Election.



2 Ballots were sent

2 Ballots were returned

2 Ballots were counted

Disposition of Absentee Ballots

Municipal Primary (08/15/2017)

Districts Included: Willard City Mayor

	Military	International	FPCA	FPCA, Mil, International	FPCA, Military	FPCA, International	Military, International	Total Absentee
Ballots Sent	1	0	0	0	0	0	1	83
Ballots Returned	1	0	0	0	0	0	1	41
Ballots Counted	1	0	0	0	0	0	1	41

Election Summary Report
Municipal Primary Election
August 15, 2017

Date:08/17/17
Time:10:33:25
Page:1 of 1

Summary For Willard Municipal, All Counters, All Races
ZERO REPORT

Registered Voters 1023 - Cards Cast 0 0.00%

Num. Report Precinct 1 - Num. Reporting 0 0.00%

WILLARD CITY MAYOR		
	Total	
Number of Precincts	1	
Precincts Reporting	0	0.0 %
Times Counted	0/1023	0.0 %
Total Votes	0	
KENNETH BRAEGGER	0	N/A
DEL FREDDE	0	N/A
KEVIN R. MOSS	0	N/A

WILLARD CITY COUNCIL		
	Total	
Number of Precincts	1	
Precincts Reporting	0	0.0 %
Times Counted	0/1023	0.0 %
Total Votes	0	
GARY N. HART	0	N/A
AL DUBOVIK	0	N/A
JOSH BRAEGGER	0	N/A
BRADLEY J. ROBB	0	N/A
JAY THACKERAY	0	N/A
FRED WARD	0	N/A



*Zero Report
Ari A. Puchner*

Election Summary Report
Municipal Primary Election
August 15, 2017

Date:08/15/17
Time:20:53:23
Page:1 of 1

Summary For Willard Municipal, All Counters, All Races
UNOFFICIAL RESULTS

Registered Voters 1023 - Cards Cast 281 27.47%

Num. Report Precinct 1 - Num. Reporting 1 100.00%

WILLARD CITY MAYOR			
	Total		
Number of Precincts	1		
Precincts Reporting	1	100.0 %	
Times Counted	281/1023	27.5 %	
Total Votes	279		
KENNETH BRAEGGER	97	34.77%	
DEL FREDDE	168	60.22%	
KEVIN R. MOSS	14	5.02%	

WILLARD CITY COUNCIL			
	Total		
Number of Precincts	1		
Precincts Reporting	1	100.0 %	
Times Counted	281/1023	27.5 %	
Total Votes	540		
GARY N. HART	82	15.19%	
AL DUBOVIK	70	12.96%	
JOSH BRAEGGER	129	23.89%	
BRADLEY J. ROBB	101	18.70%	
JAY THACKERAY	58	10.74%	
FRED WARD	100	18.52%	

Election Night Results
Ann A. Pugh



Election Summary Report
Municipal Primary Election
August 15, 2017

Date:08/21/17
Time:09:12:34
Page:1 of 1

Summary For Willard Municipal, All Counters, All Races
OFFICIAL RESULTS

Registered Voters 1023 - Cards Cast 284 27.76%

Num. Report Precinct 1 - Num. Reporting 1 100.00%

WILLARD CITY MAYOR		Total
Number of Precincts		1
Precincts Reporting	1	100.0 %
Times Counted	284/1023	27.8 %
Total Votes		282
KENNETH BRAEGGER	98	34.75%
DEL FREDDE	170	60.28%
KEVIN R. MOSS	14	4.96%

WILLARD CITY COUNCIL		Total
Number of Precincts		1
Precincts Reporting	1	100.0 %
Times Counted	284/1023	27.8 %
Total Votes		546
GARY N. HART	82	15.02%
AL DUBOVIK	71	13.00%
JOSH BRAEGGER	131	23.99%
BRADLEY J. ROBB	103	18.86%
JAY THACKERAY	59	10.81%
FRED WARD	100	18.32%

Official Results
Ari A. Puchner

